

## Classtique Upholstery

30350 Akerson St  
Lindstrom, MN 55045

(651) 484-9022

1-800-208-9032

Web Site: [www.ClasstiqueUpholstery.com](http://www.ClasstiqueUpholstery.com)

E-Mail: [Mike@ClasstiqueUpholstery.com](mailto:Mike@ClasstiqueUpholstery.com)

## 1928-31 Ford Model A Tudor Interior Upholstery & Top Kits

Classtique Upholstery kits are made from a collection of original patterns taken from cars restored by us since 1960. Our kits have been sold internationally to many professional installers and they have also helped us perfect our patterns to ensure ease of installation. We use high quality materials and high standards to restore your vehicle to near original specifications. Please **return the information sheet** at the end of this packet with your order or have all details available when ordering by phone.

**Closed Car Interior Kits include:** pre-sewn and padded seat cushion and backrest covers, panels are covered and ready to install, door panels with pockets and details appropriate for the year of the car, headliner, and windlace.

**Hardware package includes:** door panel fasteners, hog rings and pliers, tacks, panel brads with needle, screws and washers, extra cotton padding to re-pack spring units, and instructions.

### Interior kit Prices

Early 1928 Door Panel Style #1.....	\$3,790.00
1928-29.....	\$3,400.00
1930-31 Standard.....	\$3,400.00
1930-31 Deluxe .....	\$4,280.00

### Carpet

Our floor carpet is the wool square weave pattern as original. All sides are bias bound, includes a sewn on pyramid rubber heel pad, correct cutout detailing with the fastener set. *\*1928-29 Advise of brake stick locations\**

1928-31 Front & Rear Carpet Set.....	\$650.00
--------------------------------------	----------

### Outside Top Kits

Top kits include: top material, lining, padding, welt trim, tacks, and instructions. *\*Chicken wire not included\**

1928-31.....	\$260.00
1928-29 Outside Sun Visor Kit.....	\$150.00

## Classique Upholstery

30350 Akerson St  
Lindstrom, MN 55045

(651) 484-9022

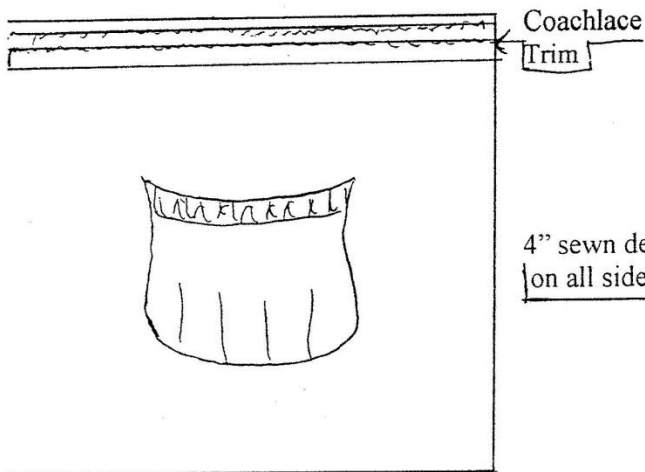
1-800-208-9032

Web Site: [www.ClassiqueUpholstery.com](http://www.ClassiqueUpholstery.com)

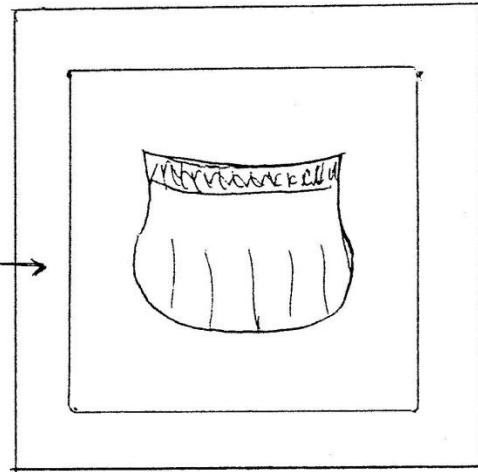
E-Mail: [Mike@ClassiqueUpholstery.com](mailto:Mike@ClassiqueUpholstery.com)

### 1928-29 Coupe and Tudor Door Panels

Early Style #1 – 1928



Late Style #2 – 1928-31



Order early 1928 upholstery kit  
Tudor fabric– blue hairline  
Coupe fabric – Brown hairline  
Grey with white stripe also available

Order late 1928-31 kit  
fabric choice – brown or grey  
plain panel cloth

1930 to 31 Deluxe Tudors and Victoria feature carpet trim on the lower door and rear side panels.

30350 Akerson St  
Lindstrom, MN 55045

(651) 484-9022

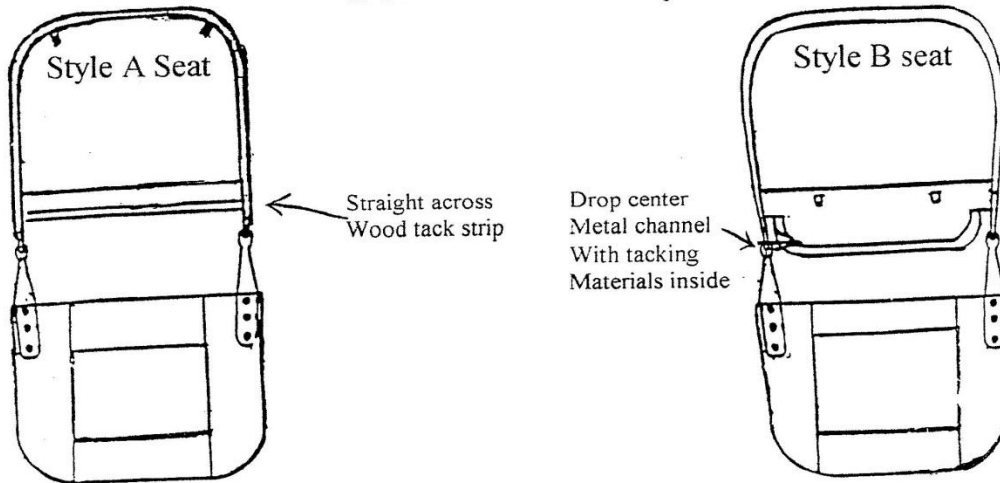
1-800-208-9032

Web Site: [www.ClasstiqueUpholstery.com](http://www.ClasstiqueUpholstery.com)

E-Mail: [Mike@ClasstiqueUpholstery.com](mailto:Mike@ClasstiqueUpholstery.com)

**Please complete all information sheets that pertain to your car and return with order. Thank you!**

## 1930-31 Tudor Seat Styles



**Style A** ~ Backrests are both the same size. The metal frames are straight up and down on the sides, and straight across the bottom in back. There is a wood tack strip across the bottom.

**Style B** ~ Seats are two different sizes. The passenger seat is smaller than the driver seat. The backrest metal frame tapers down to the bottom. At the bottom of the frame there will be a U shaped metal channel with tacking material inside. Driver seat slides on a track.

[illegible]

Is your car a late 31 with indented firewall, and gas shut off under the hood on the passenger side? Yes \_\_\_\_\_ No \_\_\_\_\_

## Classique Upholstery

30350 Akerson St  
Lindstrom, MN 55045

(651) 484-9022

1-800-208-9032

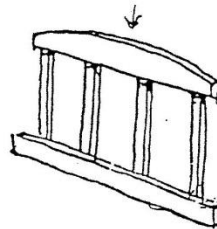
Web Site: [www.ClassiqueUpholstery.com](http://www.ClassiqueUpholstery.com)

E-Mail: [Mike@ClassiqueUpholstery.com](mailto:Mike@ClassiqueUpholstery.com)

### WOOD FRAME VARIATION found on some 28-29 TUDOR SEDAN REAR BACKRESTS

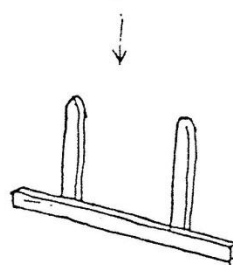
Most Model A Tudor Sedan rear backrest cushions were made on a wood base frame like sketch #1.

Frame #1



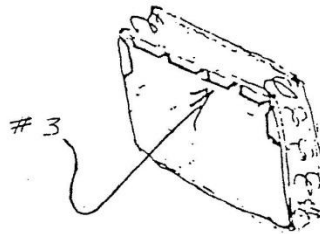
Some 28-29 models, however, are found to have a base frame like #2, without a top cross member and having only 2 (sometimes 3) uprights.

Frame #2



If yours has the #2 style backrest frame please let us know on your order as the upholstery is different.

Also, please note if the spring unit has a "fastening wire" along the top and part way down each side on the back of the spring. This serves to attach the upholstery in the absence of the wood cross piece.



**\*\*PLEASE RETURN THIS QUESTIONNAIRE AS SOON AS POSSIBLE\*\***  
**DELAYED RETURN WILL DELAY DELIVERY OF YOUR ORDER!**

## Classtique Upholstery

30350 Akerson St  
Lindstrom, MN 55045

(651) 484-9022

1-800-208-9032

Web Site: [www.ClasstiqueUpholstery.com](http://www.ClasstiqueUpholstery.com)

E-Mail: [Mike@ClasstiqueUpholstery.com](mailto:Mike@ClasstiqueUpholstery.com)

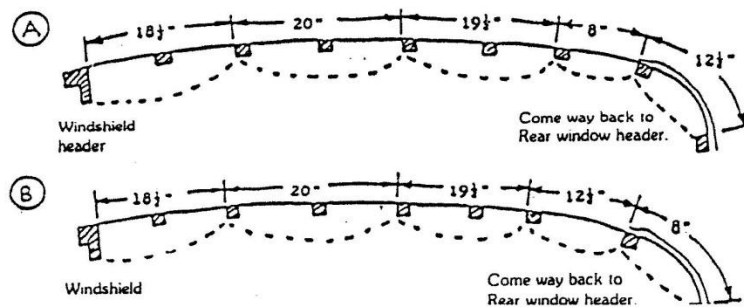
1928 to 1931

**\*IMPORTANT\***

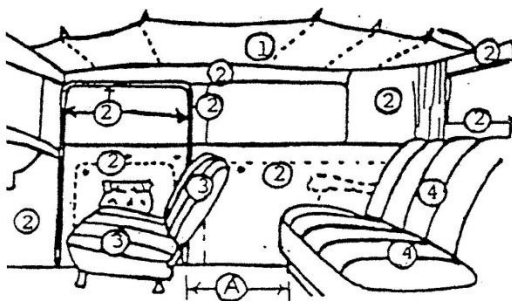
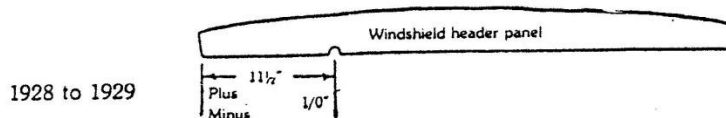
**We must have this completed questionnaire before your order can be processed!**

Variations are found in the spacing of roof bows on these Tudor sedans, causing problems with headlining installation. To be sure that your headlining is made to the correct measurements for your car, we ask that you check the measurements shown below against the bow spacing in your car and let us know. It is not necessary to remove the old headlining as measurements can be taken through the cloth with sufficient accuracy. Corrections or changes can be shown by marking on the diagram.

Please note that measurements are taken from front edge of one bow to front edge of the other, except the windshield header, where the measurement is taken from back edge as shown. In making up the headlining, we allow extra material for tacking at each end.



Another variation less frequently encountered is in the location of the wiper notch on windshield header panel. Diagram below shows the usual location of this notch. We ask that you let us know if yours is not the same, giving corrected measurements from your car. Thank you.



Please supply measurement "A" as indicated on the illustration at left to ensure proper fitting body panels.

Measurement "A" \_\_\_\_\_  
(Door opening to rear seat riser)